



# E-learning

## Ysgol Gyfun Cwm Rhondda



Pupil

Moodle / HAP

School website

Twitter

Hwb

Use your school username and password

*(the details you use to log in to the computers in school)*

The school website contains links the e-learning instructions + links to moodle / HAP / Hwb

Also included is a link to our compendium of useful websites / twitter links to aid and enrich distance learning

The school's twitter account will post updates from our departments to aid the distance learning process

Individual departments also have their own twitter accounts for you to follow

Use the Hwb username and password supplied to you by the school

*(the username will contain @hwbcymru.net)*

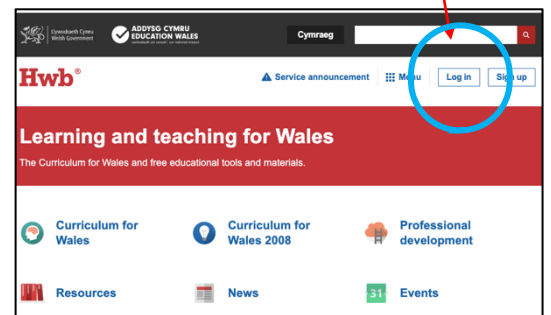
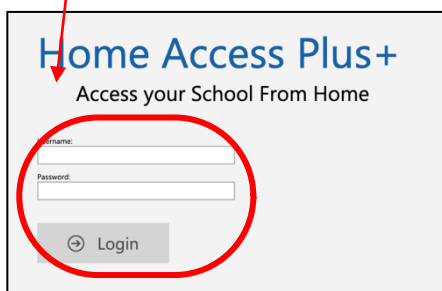

[moodle.ysgolcymru.co.uk/moodle/](http://moodle.ysgolcymru.co.uk/moodle/)

[hap.ysgolcymru.co.uk](http://hap.ysgolcymru.co.uk)

[ygcwmrhondda.cymru](http://ygcwmrhondda.cymru)

[@ygcymerrhondda](https://twitter.com/ygcymerrhondda)

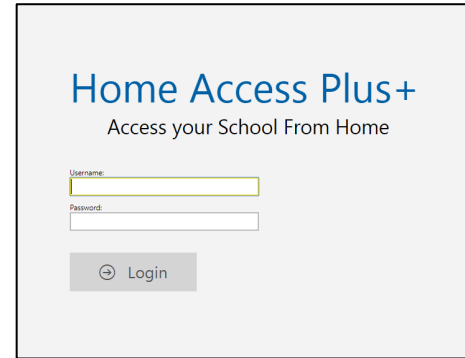
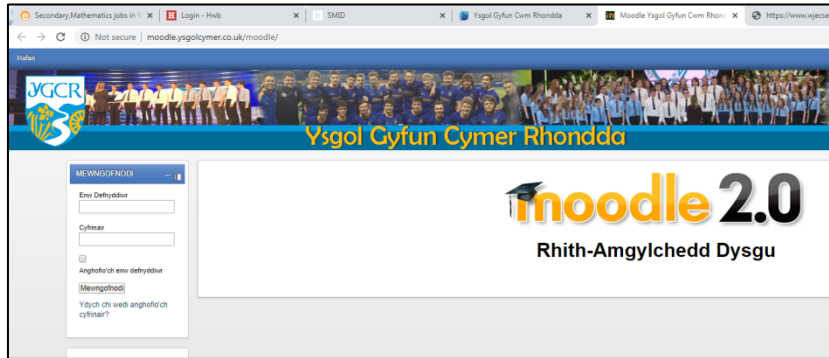
[hwb.gov.wales](http://hwb.gov.wales)



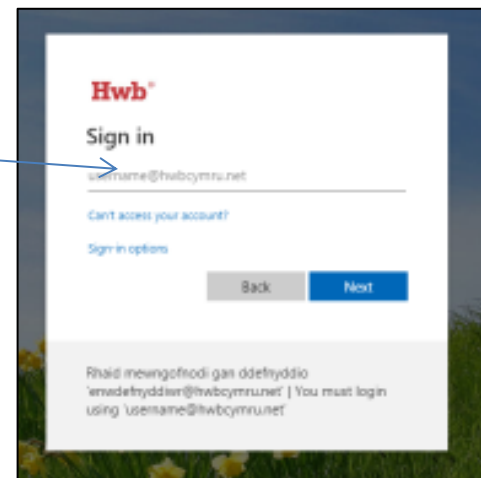
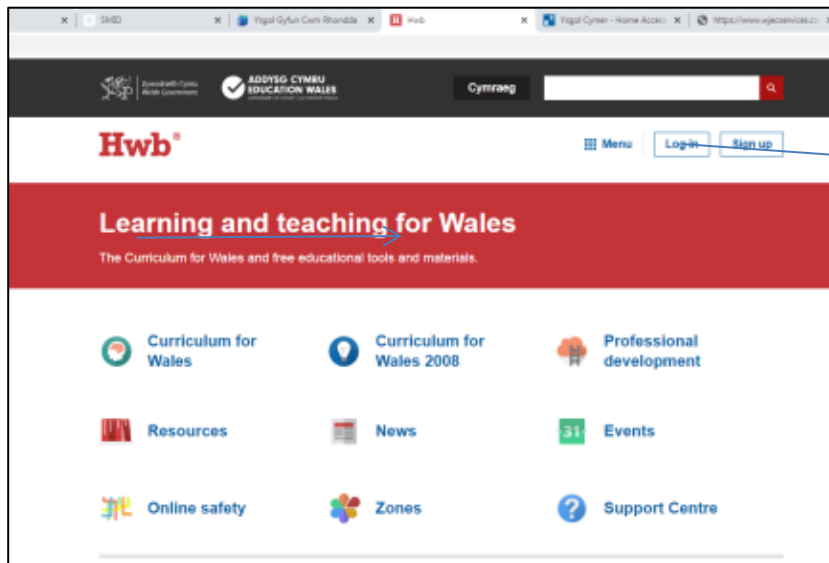


## Cyfarwyddiadau E-Ddysgu

Enw:	Dosbarth Cofrestru:
Enw Defnyddiwr Hwb: USERNAME@Hwbcymru.net	Cyfrinair Hwb: Password



Mae **Moodle** ac **HAP** yn derbyn Enw Defnyddiwr a Chyfrinair eich **cyfrif ysgol**.  
*Moodle and HAP accept your school username and password*



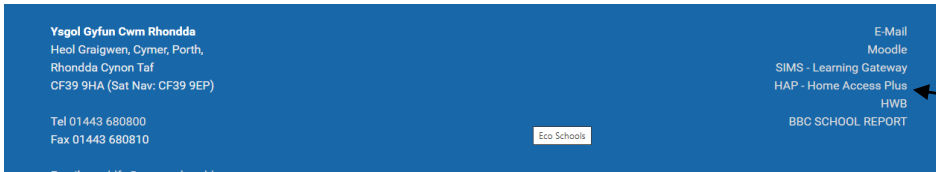
Mae **Hwb** yn derbyn Enw Defnyddiwr a Chyfrinair sydd wedi **nodi ar y dudalen hon**.  
*Hwb accepts the username and password supplied above*

Mae cysylltiadau ar gyfer pob un o'r tri ar **waelod tudalen gartref wefan yr ysgol**.  
*Links for all three websites can be found at the bottom of the school webpage.*

## Cyfarwyddiadau cael mynediad I waith disgyblion ar HAP

Instructions on how to access school work on HAP

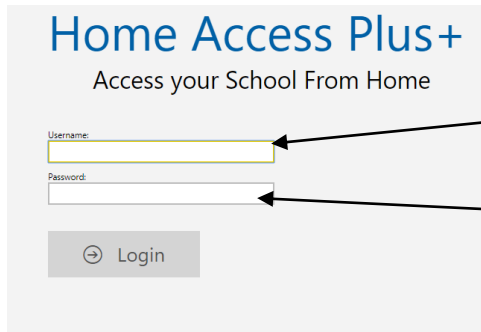
### 1. Scrollo i waelod dudalen cartref gwefan yr ysgol / Scroll to the bottom of the school webpage



Cliciwch ar HAP

Click on HAP

### 2. Mewngofnodi gan ddefnyddio manylion cyfrif ysgol / Login using your school account



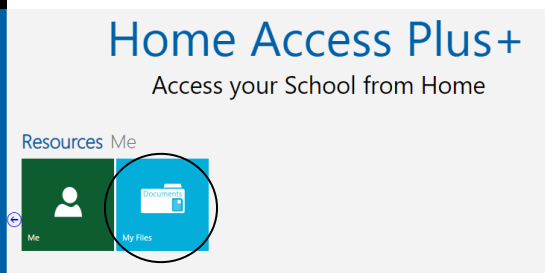
Enw Defnyddiwr cyfrif ysgol

School account Username

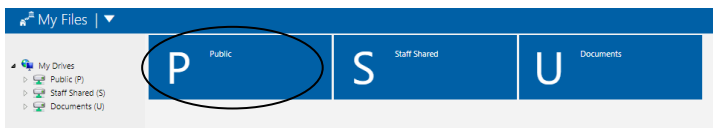
Cyfrinair cyfrif ysgol

School account Password

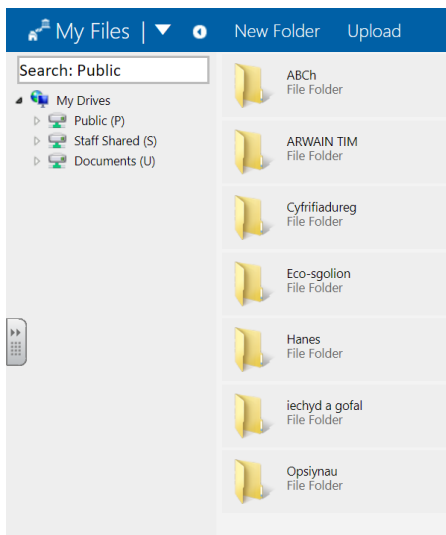
### 3. Clicio ar My Files / Click on My Files



### 4. Dewis "Public Drive" / Choose Public Drive



### 5. Dewis y pwnc priodol / Choose the appropriate subject



### 6. Er mwyn lawrlwytho ffeil bydd angen pwysu lawrlwytho / In order to download a file you will need to press download.

